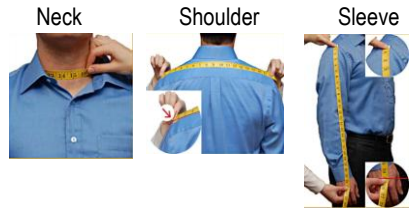


Henry Collection Measurement Form

Jacket and Shirt	
Neck	
Shoulder	
Sleeve suit	
Sleeve shirt	
Bicep	
Cuff width	
Chest	
Waist	
Hip	
Length	
Front	
Back	
Vest	
Coat Length	
Pant	
Waist	
Hip	
Crotch	
Thigh	
Knee	
Length	
Cuff width	



Suit fabric no.

Lining no.


Coat fabric no.

Chino fabric no.


Shirt fabric no.

Suit designs


Notch lapel




Peak lapel




Double breasted



Blazer



Blazer



Coat designs

Notch lapel



Peak lapel



Shirt collar



Double breasted



Double breasted



Vest designs

4 button vest



Double breasted



With peak lapel



With Shawl lapel




Tuxedo vest




Pant designs


Regular pants




Chino pants




Turn up legs



Adjustable waistband



Shorts



Shirt designs

Normal cuff



Double cuff



Button down



White collar white cuff



With trimming fabric



Chinese collar

